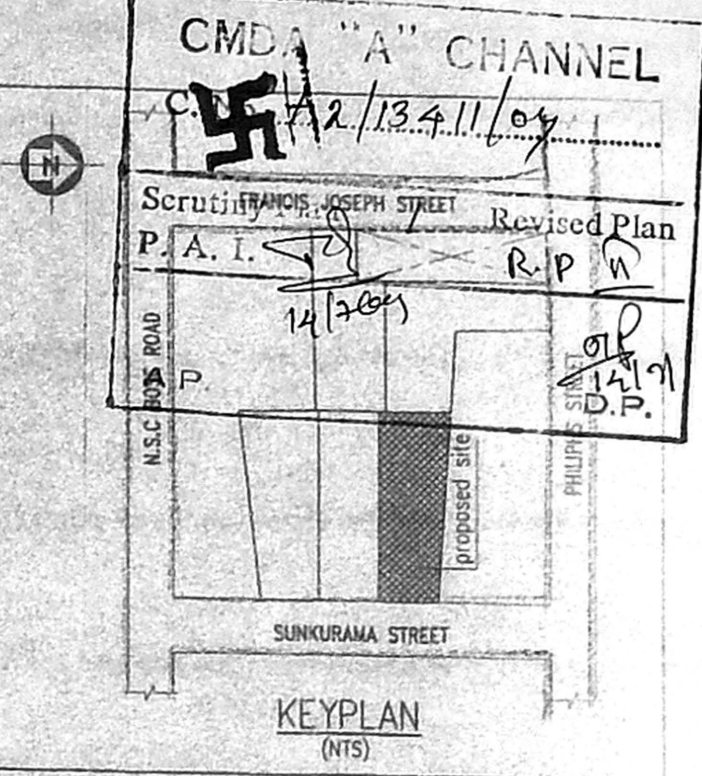
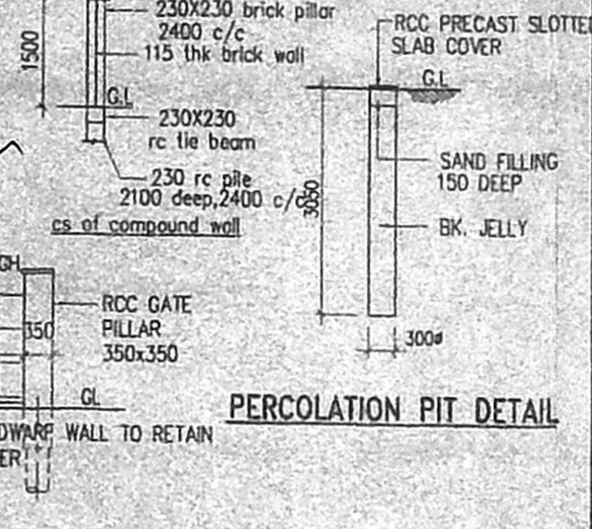
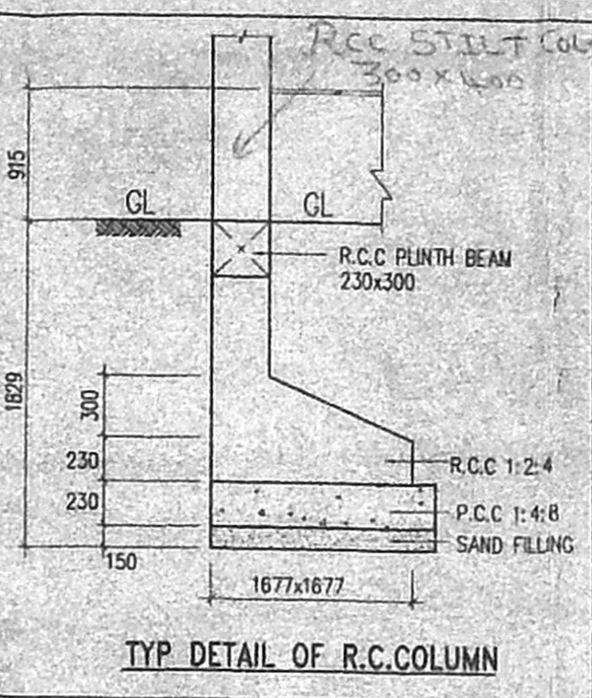
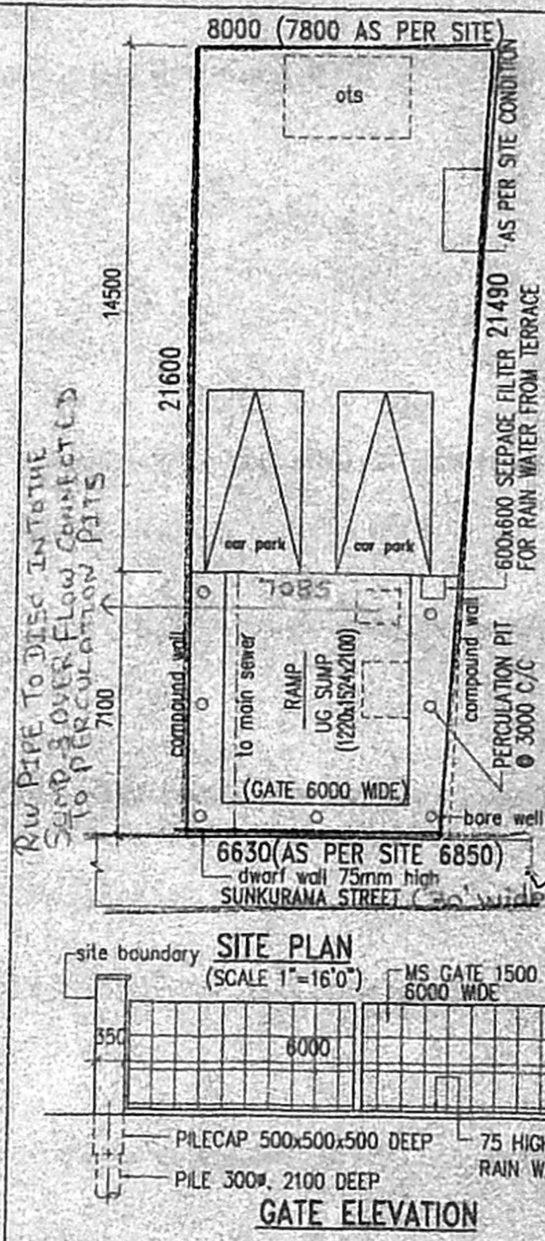
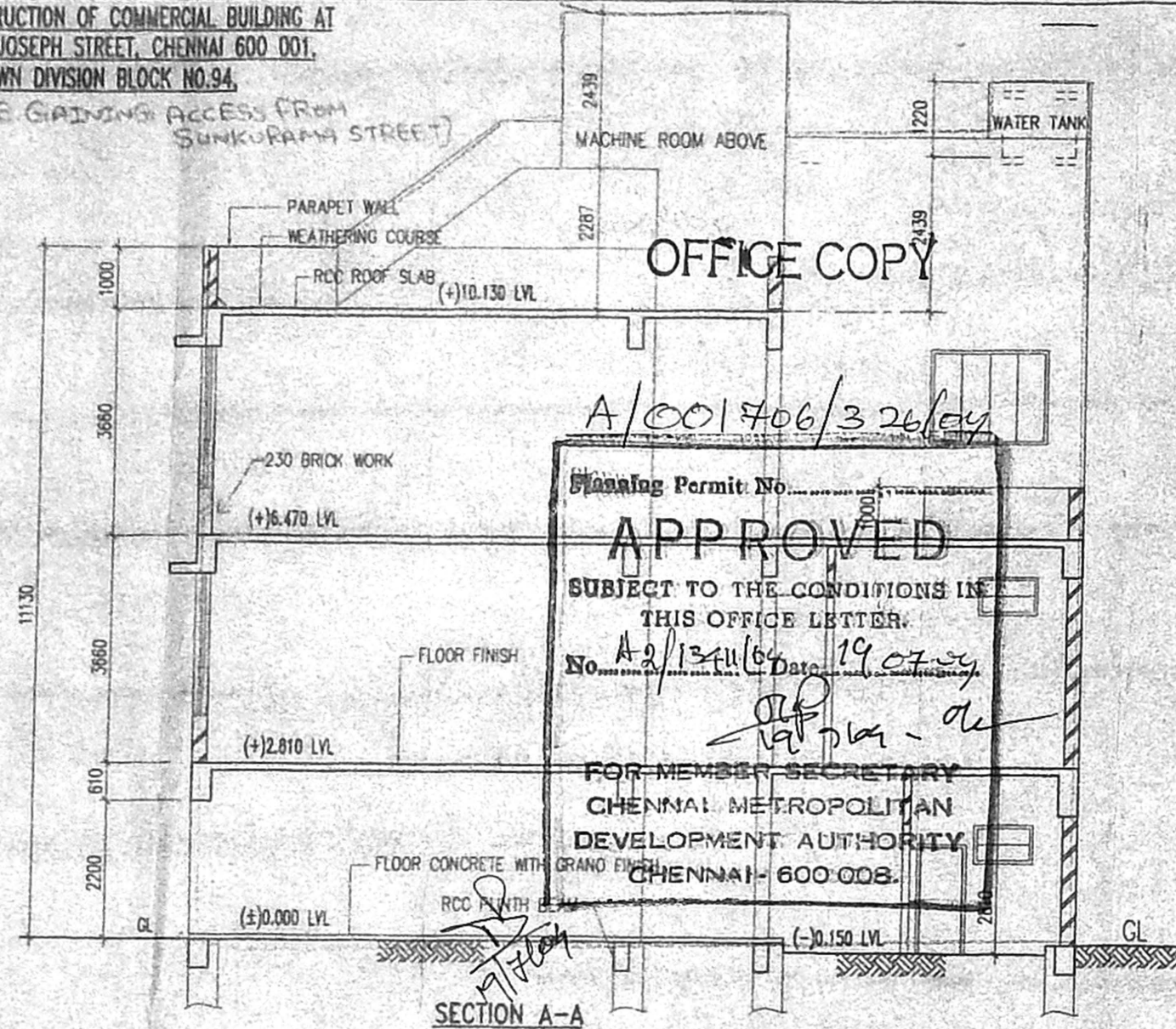


PLAN SHOWING THE PROPOSED CONSTRUCTION OF COMMERCIAL BUILDING AT PLOT NO. 4, DOOR NO. 1/4 FRANCIS JOSEPH STREET, CHENNAI 600 001.
 P.S. NO. 11514 (PART), GEORGE TOWN DIVISION BLOCK NO. 94.
 VOC NAGAR VILLAGE, CHENNAI (SITE GAINING ACCESS FROM SUNKURAMA STREET)

CMDA APPROVED SUB DIVISION PPD/LO NO. 142/2003 VIDE LETTER NO. L1/17327/2003 DATED 24/12/2003 CORPORATION OF CHENNAI APPROVAL NO. 02/362/2003 DATED 20/1/2004



SPECIFICATION

FOUNDATION: RC FOOTING WITH PLINTH BEAM IN 1:1:5 P.C.C. 1:5:10 OVER SAND FILLING. 230 PLINTH BEAM BASEMENT AND SUPERSTRUCTURE BRICK WORK IN C.M. 1:5 RCC WORKING USING 0.8% STEEL AS PER INDSS ALL JOINERY WORK IN SEASONED COUNTRY WOOD AND PAINTED WITH ENAMEL PAINT. ALL INTERNAL & EXTERNAL PLASTERING IN C.M. 1:5 WEATHERING COURSE: BRICK JELLY CONCRETE IN LIME 1:2 LAID TO SLOPE. AVE. 75 THK. TOP FINISHED WITH PRESSED TILES IN C.M. 1:5 CONCEALED ELECTRICAL WIRING & PLUMBING

AREA STATEMENT

PLOT AREA	155.60 Sq.M.
GROUND FLOOR AREA	28.88 Sq.M.
FIRST FLOOR AREA	100.92 Sq.M.
SECOND FLOOR AREA	83.00 Sq.M.
TOTAL BUILT UP AREA (FSI)	212.80 Sq.M.
PLOT COVERAGE	64.85.0%
F.S.I	1.37
TOTAL NON FSI AREA (including stilt)	100.00 Sq.M.
OPEN STAIRCASE IN TERRACE	3.00 Sq.M.

SCHEDULE OF JOINERY

MKD	DESCRIPTION	WIDTH	HEIGHT
D	DOOR	1000	2100
D1	DOOR	750	2100
W1	WINDOW	5000	1524
W2	WINDOW	1524	1524
W3	WINDOW	1220	1220
V	VENTILATOR	915	600

REFERENCE

PROPOSED WORK	1. ALL DIMENSIONS ARE IN MILLIMETRES
ROAD	2. SCALE 1:100
SEWER LINE	3. CL REPRESENTS FORMED GROUND LEVEL
BOUNDARY LINE	

OWNER
 D. malick
 P.A. Holder

LICENSED SURVEYOR
 [Signature]

B. VENKATRAMANI
 CLASS-I LICENSED SURVEYOR
 CORPORATION OF CHENNAI
 License No. 731 of 2004-05

